


 SECRETARIA SECCIONAL DE SALUD DE ANTIOQUIA EJECUCION PRESUPUESTAL DE INGRESOS		MUNICIPIO: RIONEGRO										MES	AÑO
		INSTITUCION: HOSPITAL SAN JUAN DE DIOS ESE RIONEGRO ANTIOQUIA										DICIEMBRE	2,016
RUBRO	DESCRIPCION	PRESUPUESTO				RECONOCIMIENTO (Facturación real del contrato firmado)			RECAUDO			INGRESOS POR EJECUTAR	
		INICIAL	MODIFICAC	ADICIONES	DEFINITIVO	MES ANTERIOR	DEL MES	TOTAL	MES ANTERIOR	DEL MES	TOTAL	RECONOC	RECAUDO
1	INGRESOS	44,029,417,663	0	6,349,961,245	50,379,378,908	52,292,233,814	4,156,154,218	56,448,388,032	31,355,041,401	3,921,012,936	35,276,054,337	-6,069,009,124	15,103,324,571
10	DISPONIBILIDAD INICIAL	807,000,000	0	-310,111,042	496,888,958	496,888,958	0	496,888,958	496,888,958	0	496,888,958	0	0
1001	Bienestar Social (Caja, Bancos, Inversiones Tempor.) a Dic-31-2015	2,000,000	0	4,109,596	6,109,596	6,109,596	0	6,109,596	6,109,596	0	6,109,596	0	0
1002	Fondo Vivienda (Caja, Bancos, Inversiones Tempor.) a Dic-31-2015	0	0	0	0	0	0	0	0	0	0	0	0
1003	Fondos Comunes y Especiales (Caja, Bancos, Invers. Tempor.) a Dic-31-2015	650,000,000	0	-314,220,638	335,779,362	335,779,362	0	335,779,362	335,779,362	0	335,779,362	0	0
1004	Cesantías Ley 50/1990 a Dic-31-2015	155,000,000	0	0	155,000,000	155,000,000	0	155,000,000	155,000,000	0	155,000,000	0	0
11	INGRESOS CORRIENTES	36,683,815,735	0	5,160,072,287	41,843,888,022	50,629,954,843	4,155,967,105	54,785,921,948	29,692,762,430	3,920,825,823	33,613,588,253	-12,942,033,926	8,230,299,769
113	VENTA DE SERVICIOS	35,153,013,102	0	2,973,147,227	38,126,160,329	47,289,838,742	3,557,156,967	50,846,995,709	26,766,023,929	3,208,532,215	29,974,556,144	-12,720,835,380	8,151,604,185
11301	Venta de Servicios de Salud	35,153,013,102	0	2,173,147,227	37,326,160,329	46,889,779,027	3,557,156,967	50,446,935,994	26,365,964,214	3,208,532,215	29,574,496,429	-13,120,775,665	7,751,663,900
1130101	EPS - REGIMEN CONTRIBUTIVO	10,996,074,320	0	310,111,042	11,306,185,362	11,600,347,600	1,290,165,459	12,890,513,059	5,982,984,039	422,914,141	6,405,898,180	-1,584,327,697	4,900,287,182
1130101-1	Vigencia 2016	5,264,967,205	0	0	5,264,967,205	8,881,732,604	976,919,023	9,858,651,627	3,264,369,043	109,667,705	3,374,036,748	-4,593,684,422	1,890,930,457
1130101-2	Vigencia Anterior	5,731,107,115	0	310,111,042	6,041,218,157	2,718,614,996	313,246,436	3,031,861,432	2,718,614,996	313,246,436	3,031,861,432	3,009,356,725	3,009,356,725
1130102	ARS - REGIMEN SUBSIDIADO	13,226,967,502	0	1,863,036,185	15,090,003,687	21,414,694,388	637,897,909	22,052,592,297	9,249,154,597	871,041,259	10,120,195,856	-6,962,588,610	4,969,807,831
1130102-1	Vigencia 2016	8,328,279,936	0	0	8,328,279,936	13,130,907,125	552,665,160	13,683,572,285	917,794,494	833,381,350	1,751,175,844	-5,355,292,349	6,577,104,092
1130102-2	Vigencia Anterior	4,898,687,566	0	1,863,036,185	6,761,723,751	8,283,787,263	85,232,749	8,369,020,012	8,331,360,103	37,659,909	8,369,020,012	-1,607,296,261	-1,607,296,261
1130103	SUBSIDIO A LA OFERTA- ATENCION PERSONAS POBRES NO CUBIERTOS CON SUBSIDIO A LA	1,390,509,414	0	0	1,390,509,414	1,367,723,694	62,859,537	1,430,583,231	610,433,805	444,532,661	1,054,966,466	-40,073,817	335,542,948
1130103-1	Prestación de Servicios de salud 1er Nivel	0	0	0	0	0	0	0	0	0	0	0	0
1130103-1-1	Vigencia 2016	0	0	0	0	0	0	0	0	0	0	0	0
1130103-1-2	Vigencia Anterior	0	0	0	0	0	0	0	0	0	0	0	0
1130103-2	Prestación de Servicios de salud 2o. Nivel	619,109,414	0	0	619,109,414	769,822,195	62,859,537	832,681,732	12,532,306	444,532,661	457,064,967	-213,572,318	162,044,447
1130103-2-1	Vigencia 2016	320,684,869	0	0	320,684,869	769,568,215	62,859,537	832,427,752	12,278,326	444,532,661	456,810,987	-511,742,883	-136,126,118
1130103-2-2	Vigencia Anterior	298,424,545	0	0	298,424,545	253,980	0	253,980	253,980	0	253,980	298,170,565	298,170,565
1130103-3	Prestación de Servicios de salud 3o. Nivel	0	0	0	0	0	0	0	0	0	0	0	0
1130103-3-1	Vigencia 2016	0	0	0	0	0	0	0	0	0	0	0	0
1130103-3-2	Vigencia Anterior	0	0	0	0	0	0	0	0	0	0	0	0
1130103-4	Aportes Patronales 1o. Nivel	0	0	0	0	0	0	0	0	0	0	0	0
1130103-5	Aportes Patronales 2o. Nivel	771,400,000	0	0	771,400,000	597,901,499	0	597,901,499	597,901,499	0	597,901,499	173,498,501	173,498,501
1130103-6	Aportes Patronales 3er. Nivel	0	0	0	0	0	0	0	0	0	0	0	0
1130104	SUBSIDIO A LA OFERTA- ACTIVIDADES NO POS-S	0	0	0	0	0	0	0	0	0	0	0	0
1130106	SALUD PUBLICA - PLAN DE INTERVENCIONES COLECTIVAS	0	0	0	0	0	0	0	0	0	0	0	0
1130106-1	Vigencia 2016	0	0	0	0	0	0	0	0	0	0	0	0
1130106-2	Vigencia Anterior	0	0	0	0	0	0	0	0	0	0	0	0


SECRETARIA SECCIONAL DE SALUD DE ANTIOQUIA EJECUCION PRESUPUESTAL DE INGRESOS		MUNICIPIO: RIONEGRO										MES	AÑO
		INSTITUCION: HOSPITAL SAN JUAN DE DIOS ESE RIONEGRO ANTIOQUIA										DICIEMBRE	2,016
RUBRO	DESCRIPCION	PRESUPUESTO				RECONOCIMIENTO (Facturación real del contrato firmado)			RECAUDO			INGRESOS POR EJECUTAR	
		INICIAL	MODIFICAC	ADICIONES	DEFINITIVO	MES ANTERIOR	DEL MES	TOTAL	MES ANTERIOR	DEL MES	TOTAL	RECONOC	RECAUDO
1130107	MINSALUD-FOSYGA-RECLAMACIONES ECAT	0	0	0	0	0	0	0	0	0	0	0	0
1130107-1	Vigencia 2016	0	0	0	0	0	0	0	0	0	0	0	0
1130107-2	Vigencia Anterior	0	0	0	0	0	0	0	0	0	0	0	0
1130108	MINSALUD-FOSYGA -TRAUMA MAYOR Y DESPLAZADOS	0	0	0	0	0	0	0	0	0	0	0	0
1130108-1	Vigencia 2016	0	0	0	0	0	0	0	0	0	0	0	0
1130108-2	Vigencia Anterior	0	0	0	0	0	0	0	0	0	0	0	0
1130109	EPS - PLANES COMPLEMENTARIOS	0	0	0	0	0	0	0	0	0	0	0	0
1130109-1	Vigencia 2016	0	0	0	0	0	0	0	0	0	0	0	0
1130109-2	Vigencia Anterior	0	0	0	0	0	0	0	0	0	0	0	0
1130110	EMPRESAS MEDICINA PREPAGADA	11,401,253	0	0	11,401,253	38,766,797	512,200	39,278,997	33,400,123	10,770	33,410,893	-27,877,744	-22,009,640
1130110-1	Vigencia 2016	6,642,258	0	0	6,642,258	26,502,988	512,200	27,015,188	21,136,314	10,770	21,147,084	-20,372,930	-14,504,826
1130110-2	Vigencia Anterior	4,758,995	0	0	4,758,995	12,263,809	0	12,263,809	12,263,809	0	12,263,809	-7,504,814	-7,504,814
1130111	IPS PRIVADAS	1,718,457,265	0	0	1,718,457,265	2,501,016,879	147,309,970	2,648,326,849	1,318,126,446	124,397,447	1,442,523,893	-929,869,584	275,933,372
1130111-1	Vigencia 2016	1,052,457,151	0	0	1,052,457,151	1,580,421,926	147,309,970	1,727,731,896	397,531,493	124,397,447	521,928,940	-675,274,745	530,528,211
1130111-2	Vigencia Anterior	666,000,114	0	0	666,000,114	920,594,953	0	920,594,953	920,594,953	0	920,594,953	-254,594,839	-254,594,839
1130112	IPS PUBLICAS	205,000,025	0	0	205,000,025	310,711,474	296,573,014	607,284,488	268,090,756	300,772,705	568,863,461	-402,284,463	-363,863,436
1130112-1	Vigencia 2016	54,186,988	0	0	54,186,988	298,189,905	296,544,914	594,734,819	255,569,187	300,744,605	556,313,792	-540,547,831	-502,126,804
1130112-2	Vigencia Anterior	150,813,037	0	0	150,813,037	12,521,569	28,100	12,549,669	12,521,569	28,100	12,549,669	138,263,368	138,263,368
1130113	COMPAÑIAS DE SEGUROS - ACCIDENTES DE TRANSITO (SOAT)	4,104,204,783	0	0	4,104,204,783	4,065,349,889	727,319,741	4,792,669,630	3,929,178,593	769,489,369	4,698,667,962	-688,464,847	-594,463,179
1130113-1	Vigencia 2016	2,875,100,500	0	0	2,875,100,500	2,949,806,366	207,752,157	3,157,558,523	2,813,635,070	249,921,785	3,063,556,855	-282,458,023	-188,456,355
1130113-2	Vigencia Anterior	1,229,104,283	0	0	1,229,104,283	1,115,543,523	519,567,584	1,635,111,107	1,115,543,523	519,567,584	1,635,111,107	-406,006,824	-406,006,824
1130114	COMPAÑIAS DE SEGUROS - PLANES DE SALUD	0	0	0	0	0	0	0	0	0	0	0	0
1130114-1	Vigencia 2016	0	0	0	0	0	0	0	0	0	0	0	0
1130114-2	Vigencia Anterior	0	0	0	0	0	0	0	0	0	0	0	0
1130115	ENTIDADES DE REGIMEN ESPECIAL (Magisterio, Fuerza Pca.)	1,087,627,686	0	0	1,087,627,686	1,347,112,048	205,343,367	1,552,455,415	887,120,461	84,110,787	971,231,248	-464,827,729	116,396,438
1130115-1	Vigencia 2016	506,321,469	0	0	506,321,469	1,203,303,170	204,394,017	1,407,697,187	743,311,583	83,161,437	826,473,020	-901,375,718	-320,151,551
1130115-2	Vigencia Anterior	581,306,217	0	0	581,306,217	143,808,878	949,350	144,758,228	143,808,878	949,350	144,758,228	436,547,989	436,547,989
1130116	ADMINISTRADORAS DE RIESGOS PROFESIONALES	332,025,917	0	0	332,025,917	353,009,943	15,614,800	368,624,743	357,805,084	22,920,588	380,725,672	-36,598,826	-48,699,755
1130116-1	Vigencia 2016	235,122,608	0	0	235,122,608	276,445,798	15,199,936	291,645,734	281,240,939	22,505,724	303,746,663	-56,523,126	-68,624,055
1130116-2	Vigencia Anterior	96,903,309	0	0	96,903,309	76,564,145	414,864	76,979,009	76,564,145	414,864	76,979,009	19,924,300	19,924,300
1130117	CUOTAS DE RECUPERACION	273,253,579	0	0	273,253,579	2,299,311,262	0	2,299,311,262	2,299,311,262	0	2,299,311,262	-2,026,057,683	-2,026,057,683
1130117-1	Vigencia 2016	266,907,536	0	0	266,907,536	2,299,223,545	0	2,299,223,545	2,299,223,545	0	2,299,223,545	-2,032,316,009	-2,032,316,009
1130117-2	Vigencia Anterior	6,346,043	0	0	6,346,043	87,717	0	87,717	87,717	0	87,717	6,258,326	6,258,326
1130118	PARTICULARES (Venta de Contado)	1,807,491,358	0	0	1,807,491,358	1,591,735,053	173,560,970	1,765,296,023	1,430,359,048	168,342,488	1,598,701,536	42,195,335	208,789,822
1130118-1	Vigencia 2016	1,749,065,319	0	0	1,749,065,319	1,548,332,301	171,449,406	1,719,781,707	1,386,956,296	166,230,924	1,553,187,220	29,283,612	195,878,099
1130118-2	Vigencia Anterior	58,426,039	0	0	58,426,039	43,402,752	2,111,564	45,514,316	43,402,752	2,111,564	45,514,316	12,911,723	12,911,723
1130119	Digitar nombre de Nuevo Rubro. Si lo Requiere	0	0	0	0	0	0	0	0	0	0	0	0
1130119-1	Vigencia 2016	0	0	0	0	0	0	0	0	0	0	0	0
1130119-2	Vigencia Anterior	0	0	0	0	0	0	0	0	0	0	0	0


SECRETARIA SECCIONAL DE SALUD DE ANTIOQUIA EJECUCION PRESUPUESTAL DE INGRESOS		MUNICIPIO: RIONEGRO									MES	AÑO	
		INSTITUCION: HOSPITAL SAN JUAN DE DIOS ESE RIONEGRO ANTIOQUIA									DICIEMBRE	2,016	
RUBRO	DESCRIPCION	PRESUPUESTO				RECONOCIMIENTO (Facturación real del contrato firmado)			RECAUDO			INGRESOS POR EJECUTAR	
		INICIAL	MODIFICAC	ADICIONES	DEFINITIVO	MES ANTERIOR	DEL MES	TOTAL	MES ANTERIOR	DEL MES	TOTAL	RECONOC	RECAUDO
11302	Otras Ventas de Servicios de Salud	0	0	800,000,000	800,000,000	400,059,715	0	400,059,715	400,059,715	0	400,059,715	399,940,285	399,940,285
1130201		0	0	0	0	0	0	0	0	0	0	0	0
1130202		0	0	0	0	0	0	0	0	0	0	0	0
1130203	CONVENIOS CON LA NACION LIGADOS A LA VENTA DE SERVICIOS	0	0	0	0	0	0	0	0	0	0	0	0
1130204	CONVENIOS CON EL DEPARTAMENTO LIGADOS A LA VENTA SERVICIOS	0	0	0	0	0	0	0	0	0	0	0	0
1130205	CONVENIOS CON EL MUNICIPIO LIGADOS A LA VENTA DE SERVICIOS	0	0	800,000,000	800,000,000	400,000,000	0	400,000,000	400,000,000	0	400,000,000	400,000,000	400,000,000
1130206	OTROS CONVENIOS LIGADOS A LA VENTA DE SERVICIOS	0	0	0	0	0	0	0	0	0	0	0	0
1130207	Vigencia Anterior	0	0	0	0	59,715	0	59,715	59,715	0	59,715	-59,715	-59,715
11303	Aportes (No ligados a la venta de servicios de salud)	0	0	2,186,925,060	2,186,925,060	2,027,824,477	461,379,995	2,489,204,472	1,824,367,477	461,379,995	2,285,747,472	-302,279,412	-98,822,412
11303-1	NACION	0	0	404,221,595	404,221,595	0	0	0	0	0	0	404,221,595	404,221,595
11303-2	DEPARTAMENTO	0	0	1,782,703,465	1,782,703,465	1,731,168,526	455,756,534	2,186,925,060	1,731,168,526	455,756,534	2,186,925,060	-404,221,595	-404,221,595
11303-3	MUNICIPIO	0	0	0	0	0	0	0	0	0	0	0	0
11303-4	CONVENIOS (EMPRESTITO)	0	0	0	0	203,457,000	0	203,457,000	0	0	0	-203,457,000	0
11303-5	APORTES PATRONALES - MUNICIPIO / DEPARTAMENTO	0	0	0	0	0	0	0	0	0	0	0	0
11303-6	RECURSOS PARA PROGRAMA DE SANEAMIENTO FINANCIERO	0	0	0	0	0	0	0	0	0	0	0	0
11303-7		0	0	0	0	0	0	0	0	0	0	0	0
11303-8	Vigencia Anterior	0	0	0	0	93,198,951	5,623,461	98,822,412	93,198,951	5,623,461	98,822,412	-98,822,412	-98,822,412
11304	Otros ingresos corrientes	1,530,802,633	0	0	1,530,802,633	1,312,291,624	137,430,143	1,449,721,767	1,102,371,024	250,913,613	1,353,284,637	81,080,866	177,517,996
11304-1	ARRENDAMIENTO Y ALQUILER DE BIENES MUEBLES E INMUEBLES	870,931,430	0	0	870,931,430	826,932,726	76,889,241	903,821,967	673,178,396	185,100,911	858,279,307	-32,890,537	12,652,123
11304-2	COMERCIALIZACIÓN DE MERCANCIAS	270,523,425	0	0	270,523,425	223,248,095	22,802,510	246,050,605	223,248,095	22,802,510	246,050,605	24,472,820	24,472,820
11304-3	Bienestar Social	38,066,080	0	0	38,066,080	3,467,983	0	3,467,983	3,467,983	0	3,467,983	34,598,097	34,598,097
11304-4	Fondo de la Vivienda	0	0	0	0	0	0	0	0	0	0	0	0
11304-5	Aprovechamientos	311,293,275	0	0	311,293,275	247,486,785	35,710,022	283,196,807	197,405,625	43,010,192	240,415,817	28,096,468	70,877,458
11304-6	Otros	11,466,200	0	0	11,466,200	11,156,035	2,028,370	13,184,405	5,070,925	0	5,070,925	-1,718,205	6,395,275
11304-7	Vigencia Anterior	28,522,223	0	0	28,522,223	0	0	0	0	0	0	28,522,223	28,522,223
2000	INGRESOS DE CAPITAL	6,538,601,928	0	1,500,000,000	8,038,601,928	1,165,390,013	187,113	1,165,577,126	1,165,390,013	187,113	1,165,577,126	6,873,024,802	6,873,024,802
2100	CREDITO INTERNO	0	0	0	0	0	0	0	0	0	0	0	0
2100-1	Vigencia Anterior	0	0	1,500,000,000	1,500,000,000	0	0	0	0	0	0	1,500,000,000	1,500,000,000
2200	CREDITO EXTERNO	0	0	0	0	0	0	0	0	0	0	0	0
2200-1	Vigencia Anterior	0	0	0	0	0	0	0	0	0	0	0	0
2300	RENDIMIENTOS FINANCIEROS	24,236,496	0	0	24,236,496	2,820,980	183,261	3,004,241	2,820,980	183,261	3,004,241	21,232,255	21,232,255
2400	VENTA DE ACTIVOS	0	0	0	0	0	0	0	0	0	0	0	0
2500	DONACIONES	0	0	0	0	0	0	0	0	0	0	0	0
2600	RECUPERACIÓN DE CARTERA (AÑO 2014 Y ANTERIORES)	5,691,958,944	0	0	5,691,958,944	1,118,787,488	3,852	1,118,791,340	1,118,787,488	3,852	1,118,791,340	4,573,167,604	4,573,167,604


 SECRETARIA SECCIONAL DE SALUD DE ANTIOQUIA EJECUCION PRESUPUESTAL DE INGRESOS		MUNICIPIO: RIONEGRO									MES	AÑO	
		INSTITUCION: HOSPITAL SAN JUAN DE DIOS ESE RIONEGRO ANTIOQUIA									DICIEMBRE	2,016	
RUBRO	DESCRIPCION	PRESUPUESTO				RECONOCIMIENTO (Facturación real del contrato firmado)			RECAUDO			INGRESOS POR EJECUTAR	
		INICIAL	MODIFICAC	ADICIONES	DEFINITIVO	MES ANTERIOR	DEL MES	TOTAL	MES ANTERIOR	DEL MES	TOTAL	RECONOC	RECAUDO
2700	OTROS INGRESOS DE CAPITAL	822,406,488	0	0	822,406,488	43,781,545	0	43,781,545	43,781,545	0	43,781,545	778,624,943	778,624,943
2800		0	0	0	0	0	0	0	0	0	0	0	0
TOTAL INGRESOS DIFERENTES A CUENTAS POR COBRAR		24,587,059,233	0	2,676,814,018	27,263,873,251	37,752,744,075	3,228,976,258	40,981,720,333	17,886,766,310	3,041,407,816	19,809,386,638	-9,144,679,478	7,454,486,613
TOTAL INGRESOS DE VIGENCIAS ANTERIORES		19,442,358,430	0	3,673,147,227	23,115,505,657	14,539,489,739	927,177,960	15,466,667,699	13,468,275,091	879,605,120	15,466,667,699	3,075,670,354	7,648,837,958
TOTAL PRESUPUESTO DE INGRESOS		44,029,417,663	0	6,349,961,245	50,379,378,908	52,292,233,814	4,156,154,218	56,448,388,032	31,355,041,401	3,921,012,936	35,276,054,337	-6,069,009,124	15,103,324,571


 DIRECCION SECCIONAL DE SALUD DE ANTIOQUIA EJECUCION PRESUPUESTAL DE GASTOS		MUNICIPIO: RIONEGRO E.S.E. HOSPITAL: HOSPITAL SAN JUAN DE DIOS ESE RIONEGRO ANTIOQUIA											MES	AÑO			
													DICIEMBRE	2,016			
APROPIACION	DESCRIPCION	PRESUPUESTO				COMPROMISOS (REGISTROS PRESUPUESTALES)			OBLIGACIONES (BIENES RECIBIDOS O SERVICIOS PRESTADOS)			PAGOS			GASTOS POR EJECUTAR		
		INICIAL	MODIFICAC	ADICIONES	DEFINITIVO	MES ANTERIOR	DEL MES	TOTAL	MES ANTERIOR	DEL MES	TOTAL	MES ANTERIOR	DEL MES	TOTAL	COMPROMISOS	OBLIGACIONES	PAGOS
	GASTOS	44,029,417,663	0	6,349,961,245	50,379,378,908	46,495,927,280	-305,786,865	46,190,140,415	39,941,315,697	3,494,163,635	43,435,479,332	28,900,975,885	3,769,767,572	32,670,743,457	4,189,238,493	6,943,899,576	17,708,635,451
A	GASTOS DE FUNCIONAMIENTO	33,629,417,247	-1,685,944,691	3,663,831,916	35,607,304,472	33,137,856,046	164,819,718	33,302,675,764	28,747,209,221	2,606,682,448	31,353,891,669	21,869,355,783	2,630,066,698	24,499,422,481	2,304,628,708	4,253,412,803	11,107,881,991
1000000	GASTOS DE PERSONAL	26,347,161,527	-1,050,228,111	1,177,630,325	26,474,563,741	25,319,623,041	89,297,740	25,408,920,781	21,836,272,273	2,117,387,760	23,953,660,033	16,377,150,855	2,120,806,632	18,497,957,487	1,065,642,960	2,520,903,708	7,976,606,254
1010000	Gastos de Administración	3,847,711,126	95,130,777	163,270,645	4,106,112,548	4,161,308,176	106,213,810	4,267,521,986	3,363,063,510	316,742,245	3,679,805,755	2,676,615,283	476,104,083	3,152,719,366	-161,409,438	426,306,793	953,393,182
1010100	Servicios Personales Asociados a Nómina	737,317,165	47,979,691	26,850,952	812,147,808	744,865,534	99,837,183	844,702,717	742,366,530	102,336,187	844,702,717	742,366,530	102,336,187	844,702,717	-32,554,909	-32,554,909	-32,554,909
1010101	Sueldos del Personal de nómina	599,706,192	32,773,704	0	632,479,896	628,828,460	53,049,296	681,877,756	626,329,456	55,548,300	681,877,756	626,329,456	55,548,300	681,877,756	-49,397,860	-49,397,860	-49,397,860
1010102	Horas Extras, Dominic., Festivos y Rec. Nocturnos	11,815,992	0	0	11,815,992	3,692,016	0	3,692,016	3,692,016	0	3,692,016	3,692,016	0	3,692,016	8,123,976	8,123,976	8,123,976
1010103	Prima Técnica	0	0	0	0	0	0	0	0	0	0	0	0	0	0	0	0
1010104	Otros	125,794,981	13,770,366	0	139,565,347	84,058,485	46,787,887	130,846,372	84,058,485	46,787,887	130,846,372	84,058,485	46,787,887	130,846,372	8,718,975	8,718,975	8,718,975
1010104-1	Prima de Navidad	54,568,390	0	0	54,568,390	7,746,035	46,092,388	53,838,423	7,746,035	46,092,388	53,838,423	6,733,461	46,092,388	52,825,849	729,967	729,967	1,742,541
1010104-2	Prima Vida Cara	1,600,000	0	0	1,600,000	0	0	0	0	0	0	0	0	0	1,600,000	1,600,000	1,600,000
1010104-3	Prima de Vacaciones	28,165,233	0	0	28,165,233	28,165,233	0	28,165,233	28,165,233	0	28,165,233	27,642,061	0	27,642,061	0	0	523,172
1010104-4	Prima Clima	0	0	0	0	0	0	0	0	0	0	1,535,746	0	1,535,746	0	0	-1,535,746
1010104-5	Prima de Servicios	26,949,257	0	0	26,949,257	26,949,257	0	26,949,257	26,949,257	0	26,949,257	26,949,257	0	26,949,257	0	0	0
1010104-8	Bonific. por Servicios Prestados	0	13,770,366	0	13,770,366	13,770,366	0	13,770,366	13,770,366	0	13,770,366	13,770,366	0	13,770,366	0	0	0
1010104-9	Auxilio de Transporte	6,560,400	0	0	6,560,400	4,799,270	466,200	5,265,470	4,799,270	466,200	5,265,470	4,799,270	466,200	5,265,470	1,294,930	1,294,930	1,294,930
1010104-10	Subsidio de Alimentación	4,620,000	0	0	4,620,000	0	0	0	0	0	0	0	0	0	4,620,000	4,620,000	4,620,000
1010104-11	Gastos de Representación	0	0	0	0	0	0	0	0	0	0	0	0	0	0	0	0
1010104-12	Indemnizaciones por Vacaciones o Supresión de Cargos por Reestructuración	0	0	0	0	0	0	0	0	0	0	0	0	0	0	0	0
1010104-13	Bonificación Especial por Recreación	3,331,701	0	0	3,331,701	2,628,324	229,299	2,857,623	2,628,324	229,299	2,857,623	2,628,324	229,299	2,857,623	474,078	474,078	474,078
1010104-14		0	0	0	0	0	0	0	0	0	0	0	0	0	0	0	0
1010199	Vigencias Anteriores	0	1,435,621	26,850,952	28,286,573	28,286,573	0	28,286,573	28,286,573	0	28,286,573	28,286,573	0	28,286,573	0	0	0
1010200	Servicios Personales Indirectos	2,787,009,274	55,162,741	136,419,693	2,978,591,708	3,134,898,723	3,006,739	3,137,905,462	2,425,431,518	196,940,909	2,622,372,427	1,743,764,241	358,871,214	2,102,635,455	-159,313,754	356,219,281	875,956,253
1010200-1	Remuneración y Honorarios por Servicios Técnicos y Profesionales	382,577,997	30,129,166	0	412,707,163	423,951,273	1,947,739	425,899,012	342,156,157	24,914,217	367,070,374	289,559,676	59,733,341	349,293,017	-13,191,849	45,636,789	63,414,146
1010200-2	Personal Supernumerario	0	0	0	0	0	0	0	0	0	0	0	0	0	0	0	0
1010200-3	Honorarios de la Junta Directiva	8,157,360	10,000,000	0	18,157,360	10,113,500	1,059,000	11,172,500	10,112,600	1,059,000	11,171,600	9,936,100	1,059,000	10,995,100	6,984,860	6,985,760	7,162,260
1010200-4	Otros Honorarios	2,217,467,174	0	0	2,217,467,174	2,370,573,939	0	2,370,573,939	1,755,341,868	165,575,757	1,920,917,625	1,126,612,555	298,078,873	1,424,691,428	-153,106,765	296,549,549	792,775,746
1010200-5	Certificación, Habilitación y Acreditación	0	0	0	0	0	0	0	0	0	0	0	0	0	0	0	0
1010299	Vigencias Anteriores	178,806,743	15,033,575	136,419,693	330,260,011	330,260,011	0	330,260,011	317,820,893	5,391,935	323,212,828	317,655,910	0	317,655,910	0	7,047,183	12,604,101
1010300	Contribuciones Inherentes nómina al Sector Privado	287,250,239	-8,011,655	0	279,238,584	264,203,973	1,497,784	265,701,757	177,925,516	15,593,045	193,518,561	174,964,826	13,024,578	187,989,404	13,536,827	85,720,023	91,249,180
1010301	Contribuciones - Sin Situación de Fondos	211,881,794	0	0	211,881,794	211,881,794	0	211,881,794	125,603,337	14,095,261	139,698,598	124,098,907	11,526,794	135,625,701	0	72,183,196	76,256,093


 DIRECCION SECCIONAL DE SALUD DE ANTIOQUIA EJECUCION PRESUPUESTAL DE GASTOS		MUNICIPIO: RIONEGRO E.S.E. HOSPITAL: HOSPITAL SAN JUAN DE DIOS ESE RIONEGRO ANTIOQUIA													MES	AÑO	
															DICIEMBRE	2,016	
APROPIACION	DESCRIPCION	PRESUPUESTO				COMPROMISOS (REGISTROS PRESUPUESTALES)			OBLIGACIONES (BIENES RECIBIDOS O SERVICIOS PRESTADOS)			PAGOS			GASTOS POR EJECUTAR		
		INICIAL	MODIFICAC	ADICIONES	DEFINITIVO	MES ANTERIOR	DEL MES	TOTAL	MES ANTERIOR	DEL MES	TOTAL	MES ANTERIOR	DEL MES	TOTAL	COMPROMISOS	OBLIGACIONES	PAGOS
1010301-1	Aportes a E.P.S.- Sin sit. Fondos	51,979,344	0	0	51,979,344	51,979,344	0	51,979,344	32,166,019	3,533,524	35,699,543	30,927,601	699,045	31,626,646	0	16,279,801	20,352,698
1010301-2	Aportes Fondos Pensionales - Sin Sit. Fondos	73,382,676	0	0	73,382,676	73,382,676	0	73,382,676	41,761,192	4,879,057	46,640,249	41,761,192	4,879,057	46,640,249	0	26,742,427	26,742,427
1010301-3	Aportes a Fondos de Cesantia - Sin Sit. de Fondos	83,327,628	0	0	83,327,628	83,327,628	0	83,327,628	48,749,994	5,416,666	54,166,660	48,749,994	5,416,666	54,166,660	0	29,160,968	29,160,968
1010301-4	Aporte a ARL - Sin Sit. de Fondos	3,192,146	0	0	3,192,146	3,192,146	0	3,192,146	2,926,132	266,014	3,192,146	2,660,120	532,026	3,192,146	0	0	0
1010302	Contribuciones - Otros	28,907,558	0	0	28,907,558	13,872,947	1,497,784	15,370,731	13,872,947	1,497,784	15,370,731	12,416,687	1,497,784	13,914,471	13,536,827	13,536,827	14,993,087
1010302-1	Aportes a E.P.S.- Con sit. Fondos	28,907,558	-28,907,558	0	0	0	0	0	0	0	0	0	0	0	0	0	0
1010302-2	Aportes Fondos Pensionales - Con Sit. Fondos	0	0	0	0	0	0	0	0	0	0	0	0	0	0	0	0
1010302-3	Aportes a Fondos de Cesantia - Con Sit. de Fondos	0	0	0	0	0	0	0	0	0	0	0	0	0	0	0	0
1010302-4	Aporte a ARL - Con Sit. de Fondos	0	28,907,558	0	28,907,558	0	0	0	0	0	0	0	0	0	28,907,558	28,907,558	28,907,558
1010302-5	Aporte a Caja Compensación Familiar	0	0	0	0	13,872,947	1,497,784	15,370,731	13,872,947	1,497,784	15,370,731	12,416,687	1,497,784	13,914,471	-15,370,731	-15,370,731	-13,914,471
1010399	Vigencias Anteriores	46,460,887	-8,011,655	0	38,449,232	38,449,232	0	38,449,232	38,449,232	0	38,449,232	38,449,232	0	38,449,232	0	0	0
1010400	Contribuciones Inherentes nómina del Sector Publico	36,134,448	0	0	36,134,448	17,339,946	1,872,104	19,212,050	17,339,946	1,872,104	19,212,050	15,519,686	1,872,104	17,391,790	16,922,398	16,922,398	18,742,658
1010402	Contribuciones - Otros	36,134,448	0	0	36,134,448	17,339,946	1,872,104	19,212,050	17,339,946	1,872,104	19,212,050	15,519,686	1,872,104	17,391,790	16,922,398	16,922,398	18,742,658
1010402-1	S.E.N.A.	14,453,779	0	0	14,453,779	6,936,069	748,761	7,684,830	6,936,069	748,761	7,684,830	6,208,043	748,761	6,956,804	6,768,949	6,768,949	7,496,975
1010402-2	I.C.B.F.	21,680,669	0	0	21,680,669	10,403,877	1,123,343	11,527,220	10,403,877	1,123,343	11,527,220	9,311,643	1,123,343	10,434,986	10,153,449	10,153,449	11,245,683
1010499	Vigencias Anteriores	0	0	0	0	0	0	0	0	0	0	0	0	0	0	0	0
1020010	Gastos de Operación	22,499,450,401	-1,145,358,888	1,014,359,680	22,368,451,193	21,158,314,865	-16,916,070	21,141,398,795	18,473,208,763	1,800,645,515	20,273,854,278	13,700,535,572	1,644,702,549	15,345,238,121	1,227,052,398	2,094,596,915	7,023,213,072
1020100	Servicios Personales Asociados a Nómina	1,792,776,906	115,157,954	69,047,557	1,976,982,417	1,352,372,720	198,993,201	1,551,365,921	1,350,975,751	199,989,170	1,550,964,921	1,350,975,749	199,989,170	1,550,964,919	425,616,496	426,017,496	426,017,498
1020101	Sueldos del Personal de nómina	1,303,597,476	87,123,938	0	1,390,721,414	1,018,641,325	82,629,786	1,101,271,111	1,017,244,356	84,026,755	1,101,271,111	1,017,244,356	84,026,755	1,101,271,111	289,450,303	289,450,303	289,450,303
1020102	Horas Extras, Dominic., Festivos y Rec. Nocturnos	239,801,508	0	0	239,801,508	119,558,604	13,399,744	132,958,348	119,558,604	13,399,744	132,958,348	119,558,604	13,399,744	132,958,348	106,843,160	106,843,160	106,843,160
1020103	Prima Técnica	6,930,000	0	0	6,930,000	6,034,973	590,050	6,625,023	6,034,973	590,050	6,625,023	6,034,973	590,050	6,625,023	304,977	304,977	304,977
1020104	Otros	242,447,922	28,034,016	0	270,481,938	139,090,261	102,373,621	241,463,882	139,090,261	101,972,621	241,062,882	139,090,259	101,972,621	241,062,880	29,018,056	29,419,056	29,419,058
1020104-1	Prima de Navidad	122,046,215	0	0	122,046,215	8,339,324	96,047,925	104,387,249	8,339,324	96,047,925	104,387,249	8,339,324	96,047,925	104,387,249	17,658,966	17,658,966	17,658,966
1020104-2	Prima Vida Cara	0	0	0	0	1,012,574	0	1,012,574	1,012,574	0	1,012,574	1,012,574	0	1,012,574	-1,012,574	-1,012,574	-1,012,574
1020104-3	Prima de Vacaciones	58,842,937	0	0	58,842,937	50,541,338	5,879,910	56,421,248	50,541,338	5,879,910	56,421,248	50,541,336	5,879,910	56,421,246	2,421,689	2,421,689	2,421,691
1020104-4	Prima Clima	0	0	0	0	0	0	0	0	0	0	0	0	0	0	0	0
1020104-5	Prima de Servicios	54,316,562	0	0	54,316,562	45,974,246	0	45,974,246	45,974,246	0	45,974,246	45,974,246	0	45,974,246	8,342,316	8,342,316	8,342,316
1020104-8	Bonific. por Servicios Prestados	0	28,034,016	0	28,034,016	28,034,016	0	28,034,016	28,034,016	0	28,034,016	28,034,016	0	28,034,016	0	0	0
1020104-9	Auxilio de Transporte	0	0	0	0	0	0	0	0	0	0	0	0	0	0	0	0
1020104-10	Subsidio de Alimentación	0	0	0	0	0	0	0	0	0	0	0	0	0	0	0	0
1020104-12	Indemnizaciones por Vacaciones o Supresión de Cargos por Reestructuración	0	0	0	0	0	0	0	0	0	0	0	0	0	0	0	0
1020104-13	Bonificación Especial por Recreación	7,242,208	0	0	7,242,208	5,188,763	445,786	5,634,549	5,188,763	44,786	5,233,549	5,188,763	44,786	5,233,549	1,607,659	2,008,659	2,008,659
1020104-14		0	0	0	0	0	0	0	0	0	0	0	0	0	0	0	0
1020199	Vigencias Anteriores	0	0	69,047,557	69,047,557	69,047,557	0	69,047,557	69,047,557	0	69,047,557	69,047,557	0	69,047,557	0	0	0
1020200	Servicios Personales Indirectos	19,847,259,213	-1,219,502,605	945,312,123	19,573,068,731	19,058,779,860	-225,500,490	18,833,279,370	16,523,527,025	1,543,030,616	18,066,557,641	11,766,020,438	1,392,838,622	13,158,859,060	739,789,361	1,506,511,090	6,414,209,671

 DIRECCION SECCIONAL DE SALUD DE ANTIOQUIA EJECUCION PRESUPUESTAL DE GASTOS		MUNICIPIO: RIONEGRO											MES	AÑO			
		E.S.E. HOSPITAL: HOSPITAL SAN JUAN DE DIOS ESE RIONEGRO ANTIOQUIA											DICIEMBRE	2,016			
APROPIACION	DESCRIPCION	PRESUPUESTO				COMPROMISOS (REGISTROS PRESUPUESTALES)			OBLIGACIONES (BIENES RECIBIDOS O SERVICIOS PRESTADOS)			PAGOS			GASTOS POR EJECUTAR		
		INICIAL	MODIFICAC	ADICIONES	DEFINITIVO	MES ANTERIOR	DEL MES	TOTAL	MES ANTERIOR	DEL MES	TOTAL	MES ANTERIOR	DEL MES	TOTAL	COMPROMISOS	OBLIGACIONES	PAGOS
1020200-1	Remuneración y Honorarios por Servicios Técnicos y Profesionales	2,754,618,604	91,343,252	0	2,845,961,856	2,903,483,274	36,406,493	2,939,889,767	2,531,554,971	241,327,430	2,772,882,401	1,854,961,142	236,795,387	2,091,756,529	-93,927,911	73,079,455	754,205,327
1020200-2	Personal Supernumerario	0	114,328,374	0	114,328,374	0	0	0	0	0	0	0	0	0	114,328,374	114,328,374	114,328,374
1020200-4	Otros Honorarios	15,146,359,131	-1,735,671,626	0	13,410,687,505	12,953,205,590	-261,906,983	12,691,298,607	11,077,848,768	1,288,815,186	12,366,663,954	6,996,936,010	1,156,043,235	8,152,979,245	719,388,898	1,044,023,551	5,257,708,260
		0	0	0	0	0	0	0	0	0	0	0	0	0	0	0	0
1020299	Vigencias Anteriores	1,946,281,478	310,497,395	945,312,123	3,202,090,996	3,202,090,996	0	3,202,090,996	2,914,123,286	12,888,000	2,927,011,286	2,914,123,286	0	2,914,123,286	0	275,079,710	287,967,710
1020300	Contribuciones inherentes nómina al Sector Privado	766,398,380	-36,928,587	0	729,469,793	697,810,131	4,262,923	702,073,054	549,353,833	52,297,433	601,651,266	539,367,971	46,546,461	585,914,432	27,396,739	127,818,527	143,555,361
1020301	Contribuciones - Sin Situación de Fondos	559,518,206	0	0	559,518,206	559,518,206	0	559,518,206	411,061,908	48,034,510	459,096,418	405,220,786	42,283,538	447,504,324	0	100,421,788	112,013,882
1020301-1	Aportes a E.P.S. - Sin sit. Fondos	131,188,896	0	0	131,188,896	131,188,896	0	131,188,896	91,549,420	9,956,993	101,506,413	88,024,692	1,889,627	89,914,319	0	29,682,483	41,274,577
1020301-2	Aportes Fondos Pensionales - Sin Sit. Fondos	185,207,952	0	0	185,207,952	185,207,952	0	185,207,952	118,858,798	13,883,703	132,742,501	118,858,798	13,883,703	132,742,501	0	52,465,451	52,465,451
1020301-3	Aportes a Fondos de Cesantía - Sin Sit. de Fondos	205,524,151	0	0	205,524,151	205,524,151	0	205,524,151	174,959,256	19,439,984	194,399,240	174,959,256	19,439,984	194,399,240	0	11,124,911	11,124,911
1020301-4	Aporte a ARL - Sin Sit. de Fondos	37,597,207	0	0	37,597,207	37,597,207	0	37,597,207	25,694,434	4,753,830	30,448,264	23,378,040	7,070,224	30,448,264	0	7,148,943	7,148,943
1020302	Contribuciones - Otros	71,144,202	0	0	71,144,202	39,484,540	4,262,923	43,747,463	39,484,540	4,262,923	43,747,463	35,339,800	4,262,923	39,602,723	27,396,739	27,396,739	31,541,479
1020302-1	Aportes a E.P.S. - Con sit. Fondos	0	0	0	0	0	0	0	0	0	0	0	0	0	0	0	0
1020302-2	Aportes Fondos Pensionales - Con Sit. Fondos	0	0	0	0	0	0	0	0	0	0	0	0	0	0	0	0
1020302-3	Aportes a Fondos de Cesantía - Con Sit. de Fondos	0	0	0	0	0	0	0	0	0	0	0	0	0	0	0	0
1020302-4	Aporte a ARL - Con Sit. de Fondos	0	0	0	0	0	0	0	0	0	0	0	0	0	0	0	0
1020302-5	Aporte a Caja Compensación Familiar	71,144,202	0	0	71,144,202	39,484,540	4,262,923	43,747,463	39,484,540	4,262,923	43,747,463	35,339,800	4,262,923	39,602,723	27,396,739	27,396,739	31,541,479
1020399	Vigencias Anteriores	135,735,972	-36,928,587	0	98,807,385	98,807,385	0	98,807,385	98,807,385	0	98,807,385	98,807,385	0	98,807,385	0	0	0
1020400	Contribuciones inherentes nómina del Sector Publico	93,015,902	-4,085,650	0	88,930,252	49,352,154	5,328,296	54,680,450	49,352,154	5,328,296	54,680,450	44,171,414	5,328,296	49,499,710	34,249,802	34,249,802	39,430,542
1020402	Contribuciones - Otros	88,930,252	0	0	88,930,252	49,352,154	5,328,296	54,680,450	49,352,154	5,328,296	54,680,450	44,171,414	5,328,296	49,499,710	34,249,802	34,249,802	39,430,542
1020402-1	S.E.N.A.	35,572,101	0	0	35,572,101	19,741,121	2,131,089	21,872,210	19,741,121	2,131,089	21,872,210	17,669,047	2,131,089	19,800,136	13,699,891	13,699,891	15,771,965
1020402-2	I.C.B.F.	53,358,151	0	0	53,358,151	29,611,033	3,197,207	32,808,240	29,611,033	3,197,207	32,808,240	26,502,367	3,197,207	29,699,574	20,549,911	20,549,911	23,658,577
1020499	Vigencias Anteriores	4,085,650	-4,085,650	0	0	0	0	0	0	0	0	0	0	0	0	0	0
2000000	GASTOS GENERALES	6,629,849,806	-1,161,448,710	2,447,368,800	7,915,769,896	7,283,010,033	56,422,617	7,339,432,650	6,379,604,897	470,006,527	6,849,611,424	4,999,880,964	469,443,080	5,469,324,044	576,337,246	1,066,158,472	2,446,445,852
2010000	Gastos de Administración	3,015,970,190	-106,910,608	184,118,351	3,093,177,933	2,752,403,476	20,194,008	2,772,597,484	2,422,827,752	192,721,948	2,615,549,700	1,986,189,121	194,094,504	2,180,283,625	320,580,449	477,628,233	912,894,308
2010100	Adquisición de bienes	254,962,641	-72,000,000	0	182,962,641	93,966,785	-12,629,405	81,337,380	89,828,434	6,673,364	96,501,798	84,506,365	6,673,364	91,179,729	101,625,261	86,460,843	91,782,912
2010100-1	Compra de Equipos	10,000,000	0	0	10,000,000	10,000,000	0	10,000,000	10,000,000	0	10,000,000	10,000,000	0	10,000,000	0	0	0
2010100-2	Materiales	132,113,377	0	0	132,113,377	42,711,600	-12,629,405	30,082,195	30,613,413	6,673,364	37,286,777	35,875,365	6,673,364	42,548,729	102,031,182	94,826,600	89,564,648
2010100-3	Salud Ocupacional	15,000,000	0	0	15,000,000	0	0	0	0	0	0	0	0	15,000,000	15,000,000	15,000,000	15,000,000
2010100-4		25,000,000	0	0	25,000,000	4,405,921	0	4,405,921	4,405,921	0	4,405,921	1,781,736	0	1,781,736	20,594,079	20,594,079	23,218,264
2010100-5		0	0	0	0	0	0	0	0	0	0	0	0	0	0	0	0
2010100-6		0	0	0	0	0	0	0	0	0	0	0	0	0	0	0	0
2010199	Vigencias Anteriores	72,849,264	-72,000,000	0	849,264	36,849,264	0	36,849,264	44,809,100	0	44,809,100	36,849,264	0	36,849,264	-36,000,000	-43,959,836	-36,000,000

 DIRECCION SECCIONAL DE SALUD DE ANTIOQUIA EJECUCION PRESUPUESTAL DE GASTOS		MUNICIPIO: RIONEGRO											MES	AÑO			
		E.S.E. HOSPITAL: HOSPITAL SAN JUAN DE DIOS ESE RIONEGRO ANTIOQUIA											DICIEMBRE	2,016			
APROPIACION	DESCRIPCION	PRESUPUESTO				COMPROMISOS (REGISTROS PRESUPUESTALES)			OBLIGACIONES (BIENES RECIBIDOS O SERVICIOS PRESTADOS)			PAGOS			GASTOS POR EJECUTAR		
		INICIAL	MODIFICAC	ADICIONES	DEFINITIVO	MES ANTERIOR	DEL MES	TOTAL	MES ANTERIOR	DEL MES	TOTAL	MES ANTERIOR	DEL MES	TOTAL	COMPROMISOS	OBLIGACIONES	PAGOS
2010200	Adquisición de Servicios	2,651,007,549	-34,910,608	184,118,351	2,800,215,292	2,570,124,009	11,188,992	2,581,313,001	2,244,686,646	164,414,163	2,409,100,809	1,814,089,286	165,136,359	1,979,225,645	218,902,291	391,114,483	820,989,647
2010200-1	Seguros	22,155,000	0	0	22,155,000	22,000,000	0	22,000,000	22,000,000	0	22,000,000	22,000,000	0	22,000,000	155,000	155,000	155,000
2010200-2	Impresos y Publicaciones	31,650,000	0	0	31,650,000	15,294,308	39,552	15,333,860	11,418,524	652,851	12,071,375	9,370,499	648,025	10,018,524	16,316,140	19,578,625	21,631,476
2010200-3	Servicios Públicos	670,980,000	30,000,000	0	700,980,000	613,141,077	0	613,141,077	526,500,184	42,028,461	568,528,645	481,522,189	46,926,751	528,448,940	87,838,923	132,451,355	172,531,060
2010200-4	Comunicaciones y Transportes	36,925,000	0	0	36,925,000	20,893,236	576,000	21,469,236	15,744,798	3,177,665	18,922,463	15,693,062	2,502,381	18,195,443	15,455,764	18,002,537	18,729,557
2010200-5	Viáticos y Gastos de Viaje	42,200,000	0	0	42,200,000	25,626,737	242,012	25,868,749	24,460,301	242,012	24,702,313	23,203,343	1,370,862	24,574,205	16,331,251	17,497,687	17,625,795
2010200-6	Arrendamientos	40,476,304	0	0	40,476,304	40,476,304	0	40,476,304	40,476,304	0	40,476,304	20,321,377	7,280,000	27,601,377	0	0	12,874,927
2010200-7	Vigilancia y Aseo	1,412,970,027	-102,667,043	0	1,310,302,984	1,301,618,445	42,584	1,301,661,029	1,151,091,628	106,809,041	1,257,900,669	807,047,198	94,519,417	901,566,615	8,641,955	52,402,315	408,736,369
2010200-8	Bienestar Social	40,066,073	0	0	40,066,073	32,820,667	1,125,755	33,946,422	29,994,427	1,125,755	31,120,182	27,727,030	1,457,180	29,184,210	6,119,651	8,945,891	10,881,863
2010200-9	Capacitación, estímulos, incentivos, programa de calidad	15,825,000	0	0	15,825,000	13,223,891	0	13,223,891	13,223,891	0	13,223,891	9,345,883	3,878,008	13,223,891	2,601,109	2,601,109	2,601,109
2010200-10	Pagos otras IPS	150,000,000	-40,000,000	0	110,000,000	69,800,610	9,163,089	78,963,699	53,612,238	10,378,378	63,990,616	46,689,750	2,722,399	49,412,149	31,036,301	46,009,384	60,587,851
2010200-11	Gastos financieros	0	0	0	0	0	0	0	0	0	0	0	0	0	0	0	0
2010200-12		0	0	0	0	0	0	0	0	0	0	0	0	0	0	0	0
2010200-13		0	0	0	0	0	0	0	0	0	0	0	0	0	0	0	0
2010020-14		0	0	0	0	0	0	0	0	0	0	0	0	0	0	0	0
2010200-15		0	0	0	0	0	0	0	0	0	0	0	0	0	0	0	0
2010299	Vigencias Anteriores	187,760,145	77,756,435	184,118,351	449,634,931	415,228,734	0	415,228,734	356,164,351	0	356,164,351	351,168,955	3,831,336	355,000,291	34,406,197	93,470,580	94,634,640
2010300	Impuestos y Multas	110,000,000	0	0	110,000,000	88,312,682	21,634,421	109,947,103	88,312,672	21,634,421	109,947,093	87,593,470	22,284,781	109,878,251	52,897	52,907	121,749
2010300-1	Impuestos (Predial, Vehículos, Otros)	110,000,000	0	0	110,000,000	88,312,682	21,634,421	109,947,103	88,312,672	21,634,421	109,947,093	87,593,470	22,284,781	109,878,251	52,897	52,907	121,749
2010399	Vigencias Anteriores	0	0	0	0	0	0	0	0	0	0	0	0	0	0	0	0
2020010	Gastos de Operación	3,613,879,616	-1,054,538,102	2,263,250,449	4,822,591,963	4,530,606,557	36,228,609	4,566,835,166	3,956,777,145	277,284,579	4,234,061,724	3,013,691,843	275,348,576	3,289,040,419	255,756,797	588,530,239	1,533,551,544
2020100	Adquisición de bienes	1,244,160,054	-1,025,552,339	2,158,542,891	2,377,150,606	2,282,663,917	38,046,206	2,320,710,123	2,047,114,477	151,120,587	2,198,235,064	1,660,256,403	131,766,098	1,792,022,501	56,440,483	178,915,542	585,128,105
2020101	Mantenimiento Hospitalario	679,019,378	356,412,753	470,259,708	1,505,691,839	1,459,721,723	12,788,354	1,472,510,077	1,372,876,011	99,634,066	1,472,510,077	1,021,880,304	91,668,268	1,113,548,572	33,181,762	33,181,762	392,143,267
2020102	Otros	516,133,000	0	8,145,520	524,278,520	475,761,947	25,257,852	501,019,799	386,741,750	51,486,521	438,228,271	307,666,346	40,097,830	347,764,176	23,258,721	86,050,249	176,514,344
2020102-1	Compra de Equipo e Instr. Mco. y Laborat.	20,000,000	0	0	20,000,000	2,870,684	9,646,162	12,516,846	2,870,684	9,646,162	12,516,846	1,934,684	0	1,934,684	7,483,154	7,483,154	18,065,316
2020102-2	Materiales	496,133,000	0	8,145,520	504,278,520	472,891,263	15,611,690	488,502,953	383,871,066	41,840,359	425,711,425	305,731,662	40,097,830	345,829,492	15,775,567	78,567,095	158,449,028
2020102-3		0	0	0	0	0	0	0	0	0	0	0	0	0	0	0	0
2020199	Vigencias Anteriores	49,007,676	-1,381,965,092	1,680,137,663	347,180,247	347,180,247	0	347,180,247	287,496,716	0	287,496,716	330,709,753	0	330,709,753	0	59,683,531	16,470,494
2020200	Adquisición de Servicios	2,369,719,562	-28,985,763	104,707,558	2,445,441,357	2,247,942,640	-1,817,597	2,246,125,043	1,909,662,668	126,163,992	2,035,826,660	1,353,435,440	143,582,478	1,497,017,918	199,316,314	409,614,697	948,423,439
2020201	Mantenimiento Hospitalario	550,333,584	50,000,000	0	600,333,584	537,834,349	9,549,095	547,383,444	482,197,995	30,306,582	512,504,577	361,147,426	40,459,719	401,607,145	52,950,140	87,829,007	198,726,439
2020202	Otros	1,674,582,420	-270,000,000	0	1,404,582,420	1,271,176,741	-11,366,692	1,259,810,049	1,130,780,644	95,857,410	1,226,638,054	722,081,159	103,122,759	825,203,918	144,772,371	177,944,366	579,378,502
2020202-1	Seguros	235,000,000	0	0	235,000,000	226,044,722	0	226,044,722	212,576,325	0	212,576,325	209,368,874	0	209,368,874	8,955,278	22,423,675	25,631,126
2020202-2	Impresos y Publicaciones	153,000,000	30,000,000	0	183,000,000	152,716,739	-7,943,414	144,773,325	134,381,442	7,078,343	141,459,785	49,355,721	17,356,349	66,712,070	38,226,675	41,540,215	116,287,930
2020202-3	Pago a otras IPS	0	0	0	0	0	0	0	0	0	0	0	0	0	0	0	0
2020202-4	Comunicaciones y Transportes	0	0	0	0	0	0	0	0	0	0	0	0	0	0	0	0

 DIRECCION SECCIONAL DE SALUD DE ANTIOQUIA EJECUCION PRESUPUESTAL DE GASTOS		MUNICIPIO: RIONEGRO E.S.E. HOSPITAL: HOSPITAL SAN JUAN DE DIOS ESE RIONEGRO ANTIOQUIA											MES	AÑO			
		DICIEMBRE 2016															
APROPIACION	DESCRIPCION	PRESUPUESTO				COMPROMISOS (REGISTROS PRESUPUESTALES)			OBLIGACIONES (BIENES RECIBIDOS O SERVICIOS PRESTADOS)			PAGOS			GASTOS POR EJECUTAR		
		INICIAL	MODIFICAC	ADICIONES	DEFINITIVO	MES ANTERIOR	DEL MES	TOTAL	MES ANTERIOR	DEL MES	TOTAL	MES ANTERIOR	DEL MES	TOTAL	COMPROMISOS	OBLIGACIONES	PAGOS
2020202-5	Viáticos y Gastos de Viaje	0	0	0	0	0	0	0	0	0	0	0	0	0	0	0	0
2020202-6	Plan Integral de Manejo de Residuos Sólidos Hospitalarios	168,800,000	0	0	168,800,000	96,000,000	0	96,000,000	84,795,683	9,597,046	94,392,729	58,961,464	9,888,796	68,850,260	72,800,000	74,407,271	99,949,740
2020202-7	Servicios de Laboratorio contratados con terceros	239,287,500	-100,000,000	0	139,287,500	118,415,280	-3,423,278	114,992,002	94,849,268	15,153,180	110,002,448	48,161,124	17,234,722	65,395,846	24,295,498	29,285,052	73,891,654
2020202-8	Servicios de Rayos X e Imagenología contratado con terceros	878,494,920	-200,000,000	0	678,494,920	678,000,000	0	678,000,000	604,177,926	64,028,841	668,206,767	356,233,976	58,642,892	414,876,868	494,920	10,288,153	263,618,052
2020202-9	Arrendamientos	0	0	0	0	0	0	0	0	0	0	0	0	0	0	0	0
2020202-10	Servicios Públicos	0	0	0	0	0	0	0	0	0	0	0	0	0	0	0	0
2020299	Vigencias Anteriores	144,803,558	191,014,237	104,707,558	440,525,353	438,931,550	0	438,931,550	296,684,029	0	296,684,029	270,206,855	0	270,206,855	1,593,803	143,841,324	170,318,498
3000000	TRANSFERENCIAS CORRIENTES	652,405,914	525,732,130	38,832,791	1,216,970,835	535,222,972	19,099,361	554,322,333	531,332,051	19,288,161	550,620,212	492,323,964	39,816,986	532,140,950	662,648,502	666,350,623	684,829,885
3100000	Transferencias al Sector Público	63,000,000	0	0	63,000,000	57,802,418	0	57,802,418	55,365,089	0	55,365,089	55,365,089	0	55,365,089	5,197,582	7,634,911	7,634,911
3100003	Entidades Públicas (Contraloría, Supersalud,...)	63,000,000	0	0	63,000,000	57,802,418	0	57,802,418	55,365,089	0	55,365,089	55,365,089	0	55,365,089	5,197,582	7,634,911	7,634,911
3199999	Vigencias Anteriores	0	0	0	0	0	0	0	0	0	0	0	0	0	0	0	0
320000	Transf. Previsión y Seguridad Social	261,652,980	-125,440,682	36,854,415	173,066,713	141,700,977	7,673,046	149,374,023	141,700,977	7,673,046	149,374,023	108,556,989	25,526,789	134,083,778	23,692,690	23,692,690	38,982,935
3200100	Pensiones y Jubilaciones (Pago Directo)	85,984,000	0	0	85,984,000	80,788,045	5,195,955	85,984,000	80,788,045	5,195,955	85,984,000	63,163,160	22,236,840	85,400,000	0	0	584,000
3200200	Cesantías Pago Directo (Pago Directo)	150,000,000	-89,988,036	0	60,011,964	41,119,084	2,280,331	43,399,415	41,119,084	2,280,331	43,399,415	25,599,981	3,093,189	28,693,170	16,612,549	16,612,549	31,318,794
3200300	Bonos, Cuotas de Bonos y cuotas partes jubilatorias	0	0	0	0	0	0	0	0	0	0	0	0	0	0	0	0
3200400	Intereses a las cesantías	25,668,980	0	0	25,668,980	18,392,079	196,760	18,588,839	18,392,079	196,760	18,588,839	18,392,079	196,760	18,588,839	7,080,141	7,080,141	7,080,141
		0	0	0	0	0	0	0	0	0	0	0	0	0	0	0	0
		0	0	0	0	0	0	0	0	0	0	0	0	0	0	0	0
3299999	Vigencias Anteriores	0	-35,452,646	36,854,415	1,401,769	1,401,769	0	1,401,769	1,401,769	0	1,401,769	1,401,769	0	1,401,769	0	0	0
							0										
3300000	Otras Transferencias	327,752,934	651,172,812	1,978,376	980,904,122	335,719,577	11,426,315	347,145,892	334,265,985	11,615,115	345,881,100	328,401,886	14,290,197	342,692,083	633,758,230	635,023,022	638,212,039
3300100	Sentencias y Conciliaciones	280,000,000	649,988,036	0	929,988,036	317,658,069	0	317,658,069	317,558,069	0	317,558,069	316,179,161	1,378,908	317,558,069	612,329,967	612,429,967	612,429,967
3300200	Destinatarios de otras transferencias	47,350,000	0	0	47,350,000	14,495,422	11,426,315	25,921,737	14,306,622	11,615,115	25,921,737	9,821,431	12,911,289	22,732,720	21,428,263	21,428,263	24,617,280
3300200-1	COHAN	2,350,000	0	0	2,350,000	2,050,665	0	2,050,665	2,050,665	0	2,050,665	2,050,665	0	2,050,665	299,335	299,335	299,335
3300200-2	AESA	4,000,000	0	0	4,000,000	0	0	0	0	0	0	0	0	0	4,000,000	4,000,000	4,000,000
3300200-3	OTRAS	41,000,000	0	0	41,000,000	12,444,757	11,426,315	23,871,072	12,255,957	11,615,115	23,871,072	7,770,766	12,911,289	20,682,055	17,128,928	17,128,928	20,317,945
3399999	Vigencias Anteriores	402,934	1,184,776	1,978,376	3,566,086	3,566,086	0	3,566,086	2,401,294	0	2,401,294	2,401,294	0	2,401,294	0	1,164,792	1,164,792
B	GASTOS DE OPERACION COMERCIAL Y PRESTACION DE SERVICIOS	10,025,251,792	-482,721,692	2,133,389,037	11,675,919,137	10,896,411,868	-494,710,937	10,401,700,931	9,089,827,677	781,023,975	9,870,851,652	5,596,089,622	855,067,281	6,451,156,903	1,274,218,206	1,805,067,485	5,224,762,234
4000000	GASTOS DE PRESTACION DE SERVICIOS	9,970,516,044	-483,956,739	2,133,389,037	11,619,948,342	10,870,266,473	-495,052,899	10,375,213,574	9,069,443,472	778,920,823	9,848,364,295	5,581,104,254	854,587,270	6,435,691,524	1,244,734,768	1,771,584,047	5,184,256,818
4100000	Insumos y Suministros Hospitalarios	9,970,516,044	-483,956,739	2,133,389,037	11,619,948,342	10,870,266,473	-495,052,899	10,375,213,574	9,069,443,472	778,920,823	9,848,364,295	5,581,104,254	854,587,270	6,435,691,524	1,244,734,768	1,771,584,047	5,184,256,818
4100100	Compra de Bienes para la Prestacion de servicios	8,282,306,421	-703,740,003	1,511,557,945	9,090,124,363	8,409,310,386	-506,887,189	7,902,423,197	6,741,476,516	669,754,958	7,411,231,474	3,645,924,658	749,879,339	4,395,803,997	1,187,701,166	1,678,892,889	4,694,320,366
4100100-1	Productos Farmaceuticos	2,659,531,346	-221,804,382	501,782,195	2,939,509,159	2,516,099,856	-189,424,242	2,326,675,614	1,949,893,732	ee	1,949,893,732	1,147,936,019	227,161,849	1,375,097,868	612,833,545	989,615,427	1,564,411,291
4100100-2	Material Médico Quirúrgico	4,132,775,075	-249,500,000	869,816,294	4,753,091,369	4,618,217,973	-145,767,009	4,472,450,964	3,920,283,687	515,794,843	4,436,078,530	1,938,220,156	484,778,150	2,422,998,306	280,640,405	317,012,839	2,330,093,063

 DIRECCION SECCIONAL DE SALUD DE ANTIOQUIA EJECUCION PRESUPUESTAL DE GASTOS		MUNICIPIO: RIONEGRO E.S.E. HOSPITAL: HOSPITAL SAN JUAN DE DIOS ESE RIONEGRO ANTIOQUIA											MES	AÑO			
													DICIEMBRE	2,016			
APROPIACION	DESCRIPCION	PRESUPUESTO				COMPROMISOS (REGISTROS PRESUPUESTALES)			OBLIGACIONES (BIENES RECIBIDOS O SERVICIOS PRESTADOS)			PAGOS			GASTOS POR EJECUTAR		
		INICIAL	MODIFICAC	ADICIONES	DEFINITIVO	MES ANTERIOR	DEL MES	TOTAL	MES ANTERIOR	DEL MES	TOTAL	MES ANTERIOR	DEL MES	TOTAL	COMPROMISOS	OBLIGACIONES	PAGOS
4100100-3	Material de Laboratorio	1,200,000,000	-220,000,000	98,605,288	1,078,605,288	989,540,798	-142,881,418	846,659,380	646,531,354	122,090,619	768,621,973	396,921,128	23,014,616	419,935,744	231,945,908	309,983,315	658,669,544
4100100-4	Material para Odontología	40,000,000	-12,435,621	0	27,564,379	5,258,820	-1,371,136	3,887,684	3,887,684	0	3,887,684	20,099,635	0	20,099,635	23,676,695	23,676,695	7,464,744
4100100-5	Material para Rayos X	250,000,000	0	41,354,168	291,354,168	280,192,939	-27,443,384	252,749,555	220,880,059	31,869,496	252,749,555	142,747,720	14,924,724	157,672,444	38,604,613	38,604,613	133,681,724
		0	0	0	0	0	0	0	0	0	0	0	0	0	0	0	0
		0	0	0	0	0	0	0	0	0	0	0	0	0	0	0	0
4100200	Gastos Complementarios e Intermedios	905,043,727	-149,000,000	40,000,000	796,043,727	755,974,627	33,995,290	789,969,917	680,148,538	108,866,534	789,015,072	415,144,570	60,730,542	475,875,112	6,073,810	7,028,655	320,168,615
4100200-1	Alimentación	905,043,727	-149,000,000	40,000,000	796,043,727	755,974,627	33,995,290	789,969,917	680,148,538	108,866,534	789,015,072	415,144,570	60,730,542	475,875,112	6,073,810	7,028,655	320,168,615
4199999	Vigencias Anteriores	783,165,896	368,783,264	581,831,092	1,733,780,252	1,704,981,460	-22,161,000	1,682,820,460	1,647,818,418	299,331	1,648,117,749	1,520,035,026	43,977,389	1,564,012,415	50,959,792	85,662,503	169,767,837
5000000	GASTOS DE COMERCIALIZACION	54,735,748	1,235,047	0	55,970,795	26,145,395	341,962	26,487,357	20,384,205	2,103,152	22,487,357	14,985,368	480,011	15,465,379	29,483,438	33,483,438	40,505,416
5100000	Insумos y Suministros para Venta al Público	54,735,748	1,235,047	0	55,970,795	26,145,395	341,962	26,487,357	20,384,205	2,103,152	22,487,357	14,985,368	480,011	15,465,379	29,483,438	33,483,438	40,505,416
5100100	Compra de Bienes para la venta	47,367,874	0	0	47,367,874	17,542,474	341,962	17,884,436	11,781,284	2,103,152	13,884,436	6,393,463	480,011	6,873,474	29,483,438	33,483,438	40,494,400
5100100-1	Productos Farmaceuticos	27,367,874	0	0	27,367,874	17,542,474	341,962	17,884,436	11,781,284	2,103,152	13,884,436	6,393,463	480,011	6,873,474	9,483,438	13,483,438	20,494,400
5100100-2	Material Médico Quirúrgico	0	0	0	0	0	0	0	0	0	0	0	0	0	0	0	0
5100100-3	Material de Laboratorio	0	0	0	0	0	0	0	0	0	0	0	0	0	0	0	0
5100100-4	Material para Odontología	0	0	0	0	0	0	0	0	0	0	0	0	0	0	0	0
5100100-5	Material para Rayos X	0	0	0	0	0	0	0	0	0	0	0	0	0	0	0	0
5100100-6	Material aseo personal, etc.	20,000,000	0	0	20,000,000	0	0	0	0	0	0	0	0	0	20,000,000	20,000,000	20,000,000
5199999	Vigencias Anteriores	7,367,874	1,235,047	0	8,602,921	8,602,921	0	8,602,921	8,602,921	0	8,602,921	8,591,905	0	8,591,905	0	0	11,016
C	SERVICIO DE LA DEUDA	374,748,624	0	0	374,748,624	326,906,361	24,104,354	351,010,715	326,906,361	24,104,354	351,010,715	326,906,361	24,104,354	351,010,715	23,737,909	23,737,909	23,737,909
7001000	SERVICIO DE LA DEUDA INTERNA	374,748,624	0	0	374,748,624	326,906,361	24,104,354	351,010,715	326,906,361	24,104,354	351,010,715	326,906,361	24,104,354	351,010,715	23,737,909	23,737,909	23,737,909
7001100	Amortización deuda Pública Interna	329,647,248	0	0	329,647,248	306,236,634	23,553,668	329,790,302	306,236,634	23,553,668	329,790,302	306,236,634	23,553,668	329,790,302	-143,054	-143,054	-143,054
7001200	Intereses Comisiones y gastos de la Deuda Pública	45,101,376	0	0	45,101,376	20,669,727	550,686	21,220,413	20,669,727	550,686	21,220,413	20,669,727	550,686	21,220,413	23,880,963	23,880,963	23,880,963
7001999	Vigencias Anteriores	0	0	0	0	0	0	0	0	0	0	0	0	0	0	0	0
7002001	SERVICIO DE LA DEUDA EXTERNA	0	0	0	0	0	0	0	0	0	0	0	0	0	0	0	0
7002100	Amortización deuda Pública Externa	0	0	0	0	0	0	0	0	0	0	0	0	0	0	0	0
7002200	Intereses Comisiones y gastos de la Deuda Pública	0	0	0	0	0	0	0	0	0	0	0	0	0	0	0	0
7002999	Vigencias Anteriores	0	0	0	0	0	0	0	0	0	0	0	0	0	0	0	0
D	INVERSION	0	2,168,666,383	552,740,292	2,721,406,675	2,134,753,005	0	2,134,753,005	1,777,372,438	82,352,858	1,859,725,296	1,108,624,119	260,529,239	1,369,153,358	586,653,670	861,681,379	1,352,253,317
8000000	Programas de Inversión	0	1,013,615,008	0	1,013,615,008	984,115,008	0	984,115,008	931,417,600	82,352,858	1,013,770,458	468,104,146	77,218,911	545,323,057	29,500,000	-155,450	468,291,951
8001000	Formación Bruta del Capital	0	1,013,615,008	0	1,013,615,008	984,115,008	0	984,115,008	931,417,600	82,352,858	1,013,770,458	468,104,146	77,218,911	545,323,057	29,500,000	-155,450	468,291,951
8001000-1	Subprogr.Construc. Remodelac. Adecuación y Apliac.1	0	0	0	0	0	0	0	0	0	0	0	0	0	0	0	0
8001000-2	Subprogr.Construc. Remodelac. Adecuación y Apliac.2	0	0	0	0	0	0	0	0	0	0	0	0	0	0	0	0
8001000-3	Subprogr.Construc. Remodelac. Adecuación y Apliac.3	0	0	0	0	0	0	0	0	0	0	0	0	0	0	0	0

 DIRECCION SECCIONAL DE SALUD DE ANTIOQUIA EJECUCION PRESUPUESTAL DE GASTOS		MUNICIPIO: RIONEGRO E.S.E. HOSPITAL: HOSPITAL SAN JUAN DE DIOS ESE RIONEGRO ANTIOQUIA												MES	AÑO		
														DICIEMBRE	2,016		
APROPIACION	DESCRIPCION	PRESUPUESTO				COMPROMISOS (REGISTROS PRESUPUESTALES)			OBLIGACIONES (BIENES RECIBIDOS O SERVICIOS PRESTADOS)			PAGOS			GASTOS POR EJECUTAR		
		INICIAL	MODIFICAC	ADICIONES	DEFINITIVO	MES ANTERIOR	DEL MES	TOTAL	MES ANTERIOR	DEL MES	TOTAL	MES ANTERIOR	DEL MES	TOTAL	COMPROMISOS	OBLIGACIONES	PAGOS
8001000-4	Subprogr.Construc. Remodelac. Adecuación y Apliac.4	0	0	0	0	0	0	0	0	0	0	0	0	0	0	0	0
8001000-7	Subprogr.Construc. Remodelac. Adecuación y Apliac.5	0	0	0	0	0	0	0	0	0	0	0	0	0	0	0	0
8001999	Vigencias Anteriores	0	1,013,615,008	0	1,013,615,008	984,115,008	0	984,115,008	931,417,600	82,352,858	1,013,770,458	468,104,146	77,218,911	545,323,057	29,500,000	-155,450	468,291,951
8002001	Gastos Operativos de Inversion (Programas Especiales)	0	1,155,051,375	552,740,292	1,707,791,667	1,150,637,997	0	1,150,637,997	845,954,838	0	845,954,838	640,519,973	183,310,328	823,830,301	557,153,670	861,836,829	883,961,366
8002100-1	Fondo de la Vivienda	0	0	0	0	0	0	0	0	0	0	0	0	0	0	0	0
8002100-2	Programas Especial 01	0	0	0	0	0	0	0	0	0	0	0	0	0	0	0	0
8002100-3	Programas Especial 02	0	0	329,740,292	329,740,292	0	0	0	0	0	0	0	0	0	329,740,292	329,740,292	329,740,292
8002100-4	Programas Especial 03	0	0	0	0	0	0	0	0	0	0	0	0	0	0	0	0
8002100-5	Programas Especial 04	0	0	223,000,000	223,000,000	150,639,000	0	150,639,000	150,632,999	0	150,632,999	149,881,319	0	149,881,319	72,361,000	72,367,001	73,118,681
8002100-6	Programas Especial 05	0	0	0	0	0	0	0	0	0	0	0	0	0	0	0	0
8002100-7	Programas Especial 06	0	0	0	0	0	0	0	0	0	0	0	0	0	0	0	0
8002100-8	Programas Especial 07	0	0	0	0	0	0	0	0	0	0	0	0	0	0	0	0
8002100-9	Programas Especial 08	0	0	0	0	0	0	0	0	0	0	0	0	0	0	0	0
8002100-10	Programas Especial 09	0	0	0	0	0	0	0	0	0	0	0	0	0	0	0	0
8002100-11	Programas Especial 10	0	0	0	0	0	0	0	0	0	0	0	0	0	0	0	0
8002100-12	Programas Especial 11	0	0	0	0	0	0	0	0	0	0	0	0	0	0	0	0
8002999	Vigencias Anteriores	0	1,155,051,375	0	1,155,051,375	999,998,997	0	999,998,997	695,321,839	0	695,321,839	490,638,654	183,310,328	673,948,982	155,052,378	459,729,536	481,102,393
E	DISPONIBILIDAD FINAL	0	0	0	0	5,796,306,534	4,461,941,083	10,258,247,617	-8,586,274,296	426,849,301	-8,159,424,995	-34,969,985,009	11,333,556,999	-32,670,743,457	-4,189,238,493	-6,488,143,042	-17,708,635,451